

# THE SEA GARDEN

*Community garden at the Eyemouth Harbour*



# Eyemouth Sea Garden

*A project to co-create a community garden around  
the new Eyemouth harbour-front project with young people,  
and let it grow as the development matures and harvest ideas  
for future usage.*

*The Sea Garden*

Community Garden within the Harbour Pavilions Project

Project Partners

Rotary Club of Eyemouth - Community Partner


Eyemouth High School - Afterschool delivery

Galmstrup Architects - Afterschool and Planting Day delivery

The Hippodrome - Planting Day delivery

Eyemouth Harbour Trust - owns the land and subsequently the Sea Garden

Eyemouth Enhancement Group - Planting Day



*A moment from the public planting day*


# The Sea Garden

The Sea Garden within the old Fishmarket site is designed as an opportunity to ‘mature’ the site between the phases, and let the community inhabit the open space and learn from their wishes.

**The aim of the project is to co-create a community garden with a group of S1 and S2 students from Eyemouth High School, let it grow as the development matures, encourage early ownership and harvest ideas for future usage from the young people of Eyemouth.**

The Sea Garden will form a safe pedestrian buffer between the new development and Harbour Road. The planters are designed and developed by the students with the mentoring from the art teachers and architects. The afterschool sessions culminated with a public planting day open for all High School students and Eyemouth residents in collaboration with the Hippodrome and Eyemouth Harbour Trust.

The Sea Garden furthermore features large boulders as well as the planters, they provide surfaces in different levels, allowing locals and visitors enjoy the site.



*The location of the Sea Garden*

What is a community building?

“It is something that you walk in and out from.”

*From the conversations with students*

# The Harbour Pavilions

The Eyemouth Harbour Trust have received funding from the Scottish Government's Regeneration Capital Grant Fund (RCGF) and Scottish Borders Council's Eyemouth Regeneration Fund to develop a series of community pavilions along the harbour-front. The pavilions are replacing the disused fish-market building from the 1960's and will again connect the old town centre with its historic harbour.

The new Harbour Pavilions project is much more than brick and mortar. Locating a new public anchor at the heart of Eyemouth's history is an opportunity to reinvent the wider harbour area and open the town towards the harbour. The site offers the opportunity to become a new destination for the region, which should grow a synergy between the community, visitors and the working harbour.

The new pavilions will be interlinked by a promenade along the quayside and open spaces between them. The pavilions are envisioned for gatherings on the ground floor and studios for young businesses on the first floor. The development will be delivered in phases with the first pavilion currently on site and completed by September 2022, and the remaining pavilions and open space to follow as funding becomes available.



*The Harbour Pavilions project*

# Ownership to Civic Space

The Sea Garden project is an incentive to create early ownership among young people towards the new waterfront development and shape a place that the young people of Eyemouth can be proud of and want to use.

The afterschool sessions are taken as informal ways of discussion with (not about) the young people of Eyemouth's needs and wishes for their town. Besides the students are further given an insight into the profession as an architect or designer.

Community building and shared space are important resources for a sustainable and healthy society. Scottish towns and local high streets have become increasingly vulnerable, as larger public facilities are built in peripheries or between towns. This results in 'diluting' the local high streets and residents becoming more detached and passive from their fellow citizens. Shared space for residents and businesses is vital to revive local economies and can be a valuable tool for active citizenship.



*Students and the 'Windmachines'*

# Workshops

The initiative consisted of a series of afterschool sessions with 17 students from the Eyemouth High School Art & Design Class. The sessions took place on Monday afternoons from mid-March to June 2022 in collaboration between Eyemouth High School and Galmstrup Architects. The aim was to design, develop and make a small temporary production garden for the site - *The Sea Garden*.

The workshop sessions started with discussing the site and notions of public with the students using various techniques that architects and designers commonly use to create/understand the context of their work. Sketches, collages, keywords and categories were generated in order to analyse the existing situation, and then proposing something to the site in accordance with the context. This was the students opportunity to design something for their everyday environment and install it collaboratively.

The intention is for the Sea Garden to unfold over time with further co-designed components to be developed later, such as an interpretation paver for the new open space surface.



*Collaborative work for the design of the planter bags*



DEFINE		CONSTRUCT			IMPLEMENT
March		April	May		
Monday 14/3	Monday 28/3	Monday 18/4	Monday 09/5	Monday 23/5	Monday 20/6
14.05 - 15:45	14.05 - 15:45	14.05 - 15:45	14.05 - 15:45	14.05 - 15:45	11:00 - 17:00
<b>INTRODUCTION:</b> <i>Outset and Inspiration.</i>	<b>INTRODUCTION:</b> <i>Outset and Inspiration.</i>	<b>MAKING:</b> <i>Outset and Inspiration</i>	<b>MAKING:</b> <i>Final construction and assembly of installation begins.</i>	<b>MAKING:</b> <i>Final construction and assembly of installation.</i>	<b>PLANTING DAY - PREP</b> 11:00- 13:00 <i>Installation set up and last touches.</i>
<b>WALK:</b> <i>The Harbour : Walk along Harbour Road and the Beach.</i>	<b>WALK:</b> <i>The Old Town : Walk along the High Street and wynds.</i>	<b>MODELS:</b> <i>Explore intangible word / concept as model -&gt; brainstorm design layout.</i>			<b>PLANTING DAY</b> 13:00 - 17:00  <i>Collective planting of fruit trees and bushes in the installation on site. All Welcome</i>
<b>SKETCH:</b> <i>Collective collage: reinterpretation the intangible of the walk and documenting findings.</i>	<b>SKETCH:</b> <i>Collective collage: reinterpretation the intangible of the walk and documenting findings.</i>	<b>PROTOTYPES:</b> <i>Test prototype with 'real' construction material 1: 1</i>			
<b>SHARE:</b> <i>Share findings and define Harbour's atmosphere as one word -&gt; concept.</i>	<b>SHARE</b> <i>Share findings and define the Old Town's atmosphere as one word -&gt; concept.</i>	<b>SHARE</b> <i>Share findings -&gt; Agree on design concept</i>	<b>SHARE (option)</b> 17:00-18:00 <i>Share challenges and opportunities -&gt; invite guest critics from the Harbour and Old Town?</i>	<b>FINALIZE (option)</b> 17:00-20:00 <i>Additional time allowance to finalize installation works.</i>	<b>LEGACY</b> <i>Lessons learnt, Recommendations and next steps?</i>
Eyemouth High School & Harbour	Eyemouth High School & Old Town	Eyemouth High School	Eyemouth High School	Eyemouth High School & Old Fishmarket site	Eyemouth Old Fishmarket Site

# Define


The workshops started with walks along the Harbour Road and Gunsreen Hill in the first two weeks. These walks were used as a methodology to explore, comprehend and define the powerful environment in which the site is located in. Students brought paper and pen in order to record their observations .

After each walk, the students were asked to make collective collages. The aim was to enable them to reinterpret the intangible from their walks as a way to share and document their findings. Another exercise was to define the Harbour's and the Old Town's atmosphere with single words and encounter them as concepts.



Using lines, words, bits of paper and masking-tape the students had the chance to discuss their hometown on various mediums, providing them the needed concept for the design proposal they are going to make for the garden.



*A moment from the walks and site sketching*




Collective collages

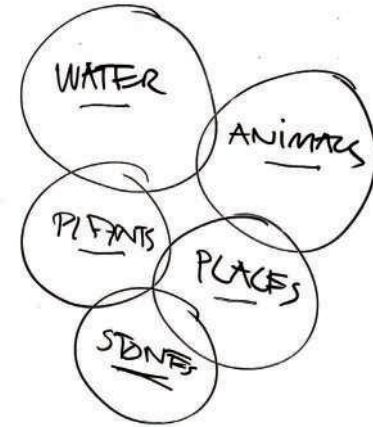


What's the intangible of the Harbour?  
“The Harbour keeps it all together.”

*From the conversations with students*



*Site sketches documenting observations*



*Water*

Waves  
River eye  
Sprinklers  
Ship  
Boats  
Rainbow  
Sails  
Shells  
Crail

*Animals*

Jellyfish  
Starfish  
Crabs  
Seahorses  
Fish  
Salmon  
Swans  
Seal  
Sea Animals

*Plants*

Sea weed  
Plants  
Flowers


*Places*

Rivereye  
Guns Greenhouse  
Cligger  
Play things  
Harbour  
Ice-cream shop  
Rock (benches)

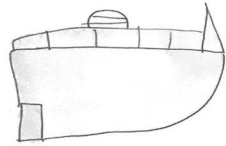
*Stone*

Rocks  
Mosaic  
Pebbles  
Memorial  
Benches

*Collective brainstorming to identify the essence of the Harbour*



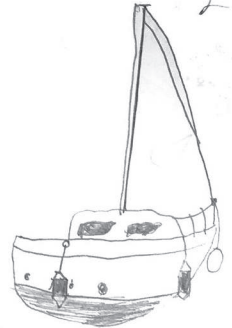

Hippodrome Building



Harbour Pavilions



Gunsreen House




Eyemouth Harbour



Harbour Pavilions



Nisbet's Tower



Heras fencing



Site sketches documenting observations

# Construct

After the definition stage, the following sessions were designed for the construction phase in which the students worked on a design idea for the Sea Garden project.

Brainstorming the design layout involved working with recycled materials like toilet rolls, paper etc. which enabled the students feature the representation of an element into the thinking process and produce in a scale. They were able to generate ideas using, dividing, multiplying one form: the cylinder which gave them the chance to experience modular thinking.

After the design exercises as such; considering the budget and the time allowance, the decision was to use construction tonne bags as plant bags. The bags were decorated with figures from the five categories: *water, animals, places, plants and stone.*

The hands-on session started where the students made contact with the 'real' construction material. This was a chance to test the material and experiment prototypes. They used stitches and spray paint and tape to implement figure stencils on the bags.



*Collaborative work for the design of the planter bags*





*Planter design ideas using toilet rolls*



*Figures belonging to the five categories stitched on planter bags*



*Figures belonging to the five categories applied on planter bags with stencil technique*



*Figures belonging to the five categories applied on planter bags with stencil technique*


# Implement

On 20th June 2022, the public planting took place on a sunny Monday, with the participation of the High School students assisted by a number of local community groups.

In the morning the preparation began with placing the bags in their designated places, classifying the plants and trees and getting the site ready for planting. Following a brief safety instruction from the harbour master, the students started planting in five teams. After lunch the 'windmachines' came into play which was an unusual way to enjoy the site.

The Sea Garden will remain in place until Autumn 2022. The planters feature fruit trees, grasses and herbs. The plants will now be looked after by the Eyemouth Harbour Trust and Eyemouth Enhancement Group as well as the residents of the town, and of course the students who are the designers of the place.

The Community Pavilions and Sea Garden project is carrying the intention of locating a new public anchor at the heart of Eyemouth's history. With the follow-up activities like the Sea Garden project, the aim is to create a strong attachment and reconnect residents with their old town and harbour.



*A moment from the planting*




*Preparation for the planting*



*Arrival of the plants*



*Preparation of the site with the participation of the Eyemouth locals*



*Preparation of the site with the participation of the Eyemouth locals*



*Briefing with the students*



*A moment from the planting*





*A moment from the planting*



*Watering the plants*



*A moment from the planting*



*Collaborative work with the locals*



*General view of the garden and the planting session*



*A moment from the planting*



*Watering the plants*



*Container bags with the plants*



*Container bags with the plants*



*Students and the 'Windmachines'*



*Students and the 'Windmachines'*



*Planter bags*



*The planting team*



*Many thanks*

S1 & S2 Art enrichment pupils from Eyemouth High School



*..and Steve the tape ball*



**EYEMOUTH  
HARBOUR TRUST**  
SCOTLAND'S FIRST PORT OF CALL



hippodrome

**Rotary**  
Eyemouth  
and District

